



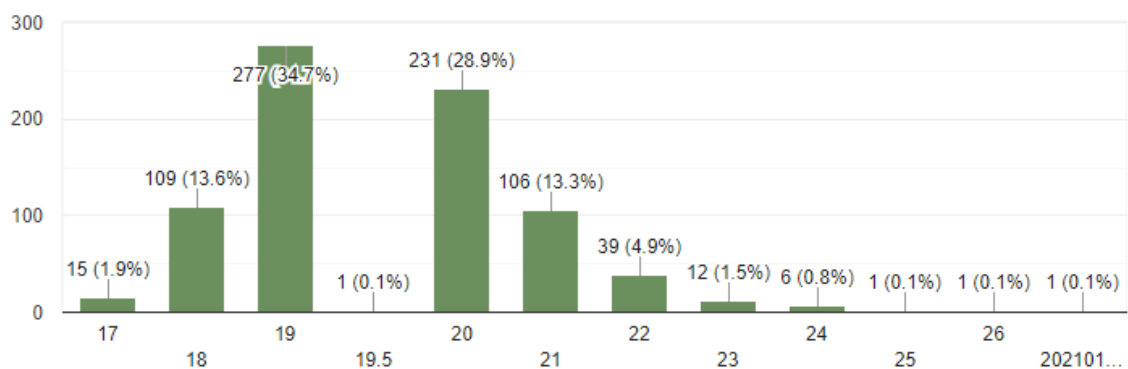
STUDENT SATISFACTION SURVEY ACADEMIC YEAR 2022-23

Total Number of Students that took part in the survey: 824

Age

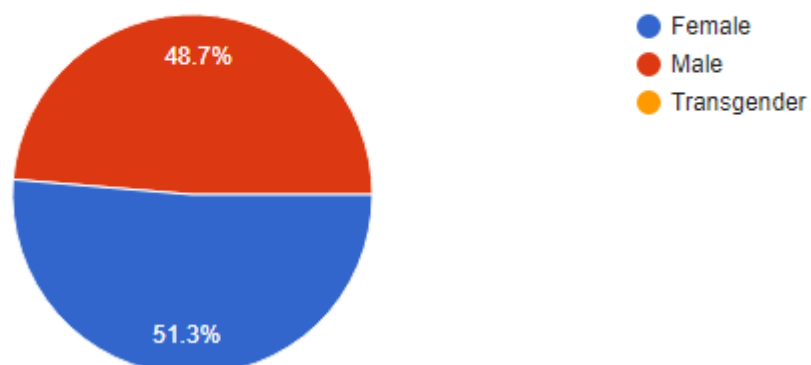
[Copy](#)

799 responses



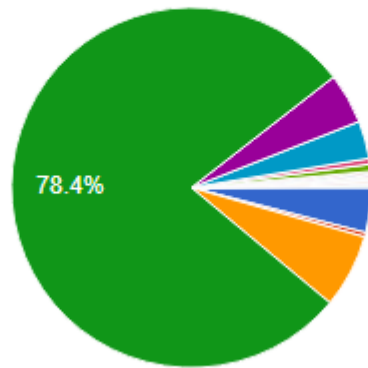
Gender

824 responses



Category

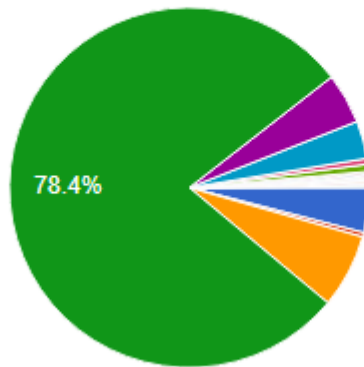
770 responses



- SC
 - ST
 - OBC
 - General
 - Open
 - NT-B
 - SBC
- ▲ 1/3 ▼

Category

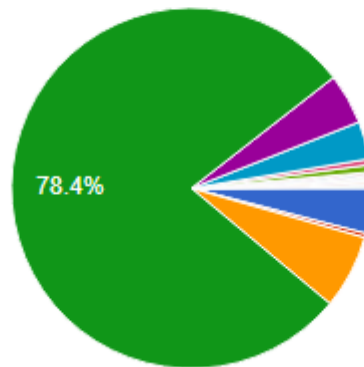
770 responses



- open
 - Muslims
 - Muslim minority 2
 - SB
 - Minority
 - Roman catholic
 - Rajput .
 - Open cast
- ▲ 2/3 ▼

Category

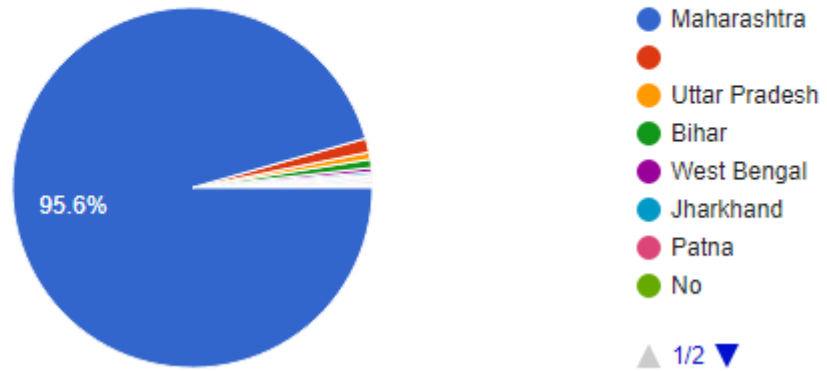
770 responses



- MUSLIM
 - Muslim
 - Jainism
- ▲ 3/3 ▼

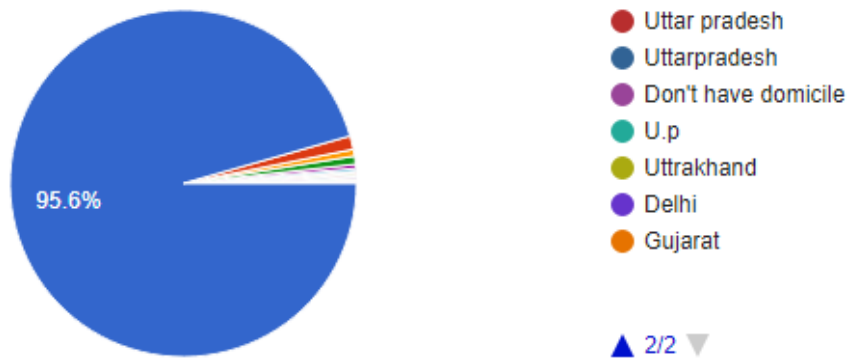
State of Domicile

795 responses



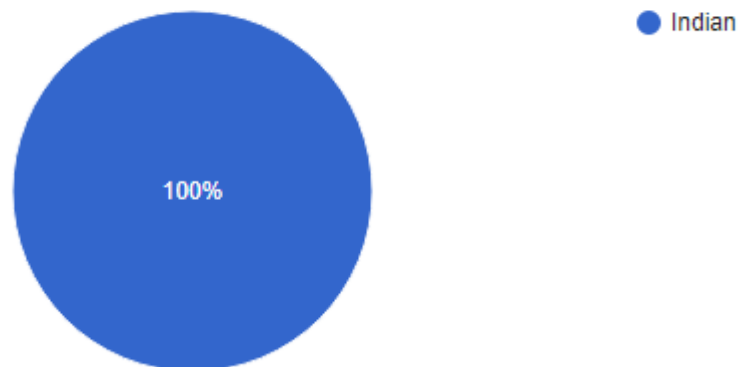
State of Domicile

795 responses



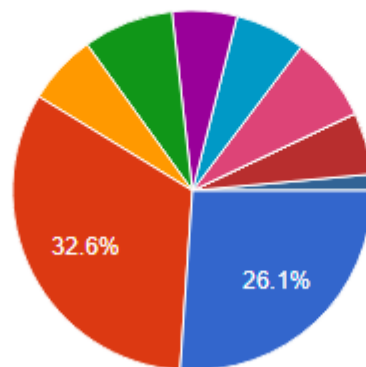
Nationality

807 responses



What degree program are you pursuing now?

824 responses

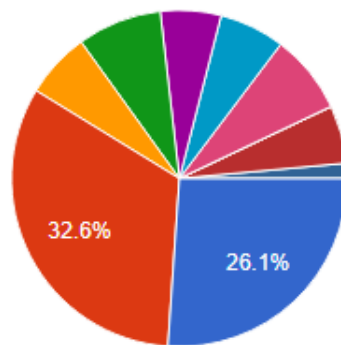


- B. A.
- B Com
- B.Sc
- B.Sc. I.T.
- B. Sc. C.S.
- B.M.S.
- B.A.F
- B.B.I.

▲ 1/2 ▼

What degree program are you pursuing now?

824 responses

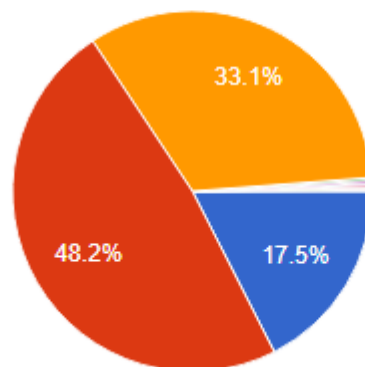


- B.M.M. / B.A.M.M.C.
- M. Com
- M. Sc.
- B.Sc. (Hospitality Studies)

▲ 2/2 ▼

Which class you are currently studying?

824 responses

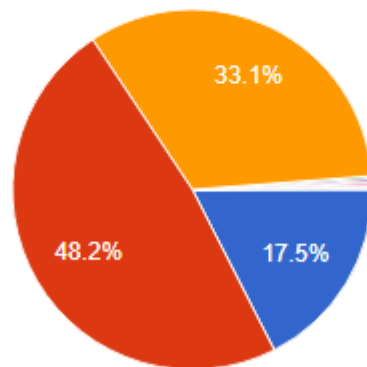


- F. Y.
- S. Y.
- T. Y.
- Mcom
- M.com
- M.com - 01
- Mcom part 1
- Mcom part-1

▲ 1/2 ▼

Which class you are currently studying?

824 responses

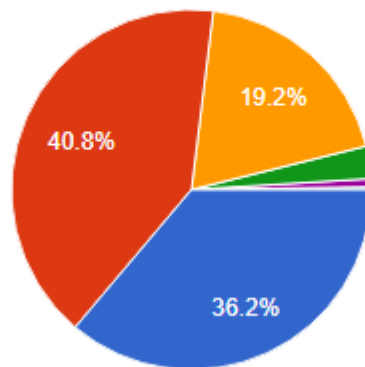


- T.Y.
- Done

▲ 2/2 ▼

Year of Joining the course (First Year)

824 responses

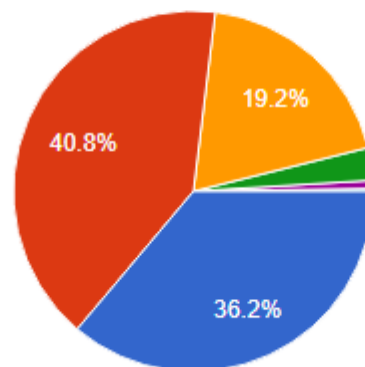


- 2022
- 2021
- 2020
- 2019
- 2018
- 2017
- 2016
- 2015

▲ 1/2 ▼

Year of Joining the course (First Year)

824 responses



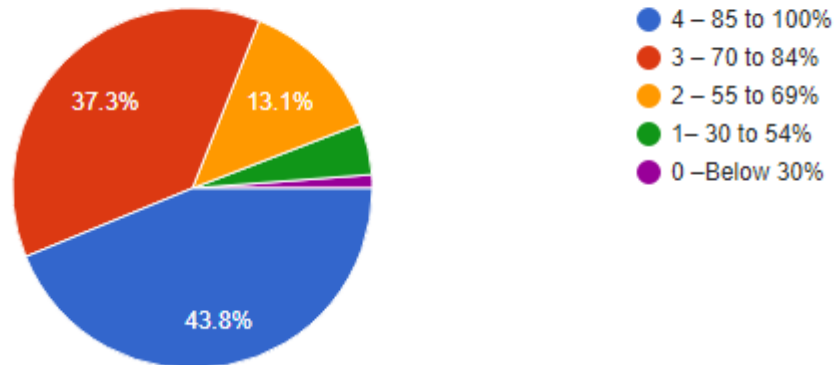
- 2014
- 2013
- 2012
- 2011
- 2010

▲ 2/2 ▼

Questionnaire

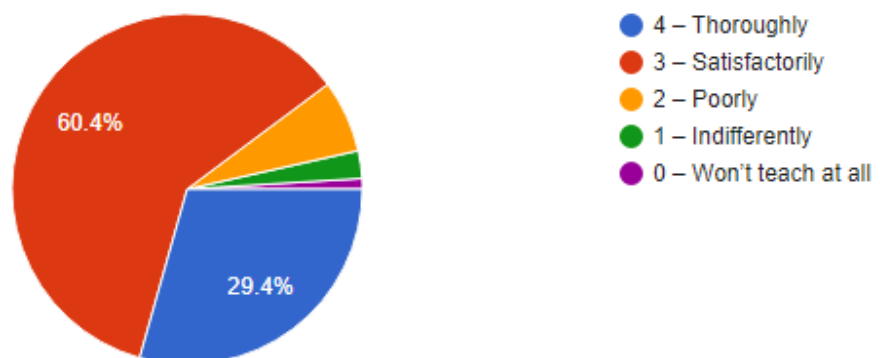
Q1. How much of the syllabus was covered in the class?

824 responses



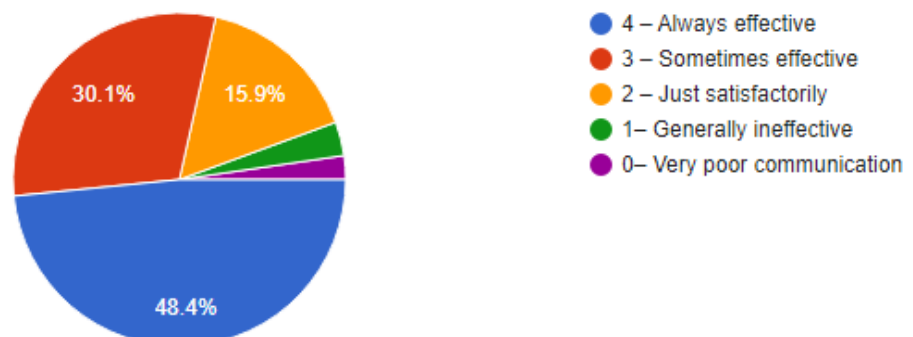
Q2. How well did the teachers prepare for the classes?

824 responses



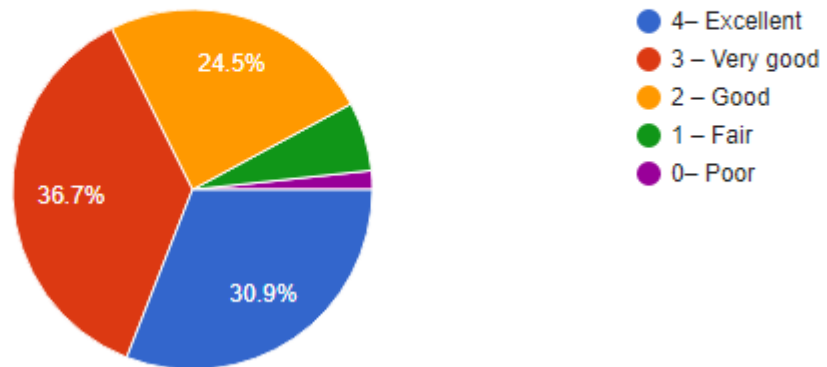
Q3. How well were the teachers able to communicate?

824 responses



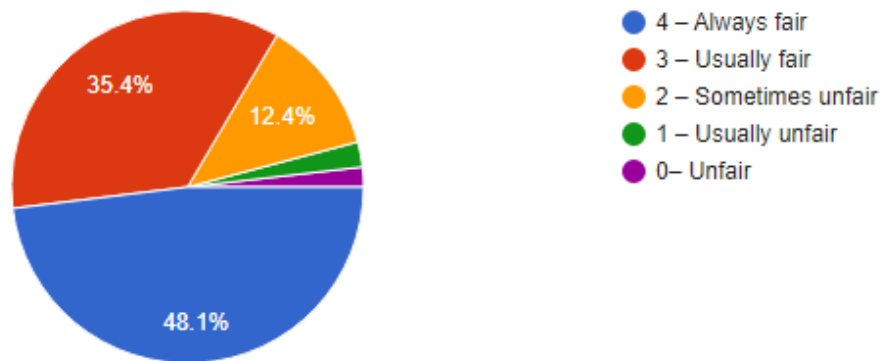
Q4. The teacher's approach to teaching can best be described as

824 responses



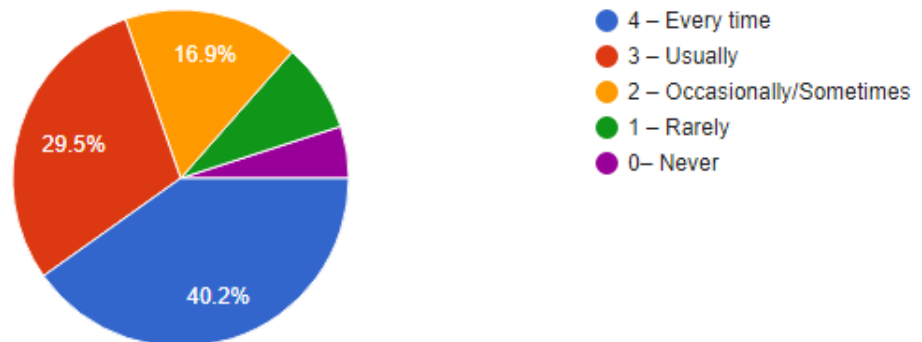
Q5. Fairness of the internal evaluation process by the teachers

824 responses



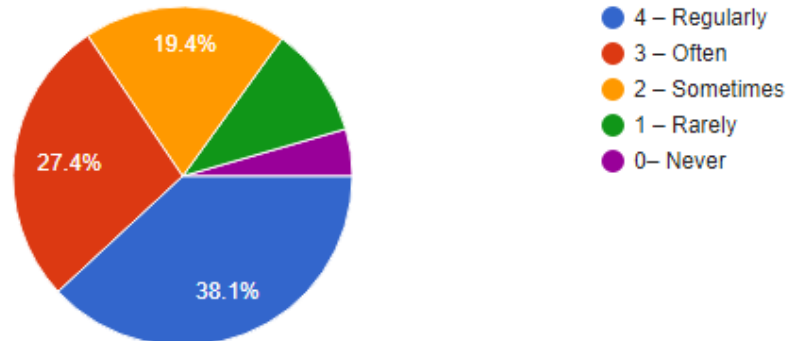
Q6. Was your performance in assignments discussed with you?

824 responses



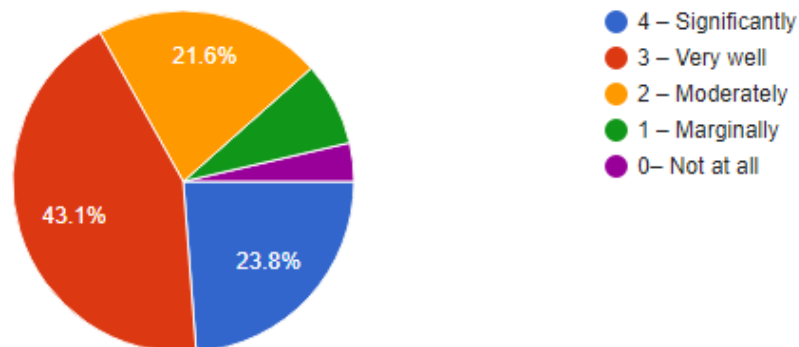
Q7. The institute takes active interest in promoting internship, student exchange, field visit opportunities for students

824 responses



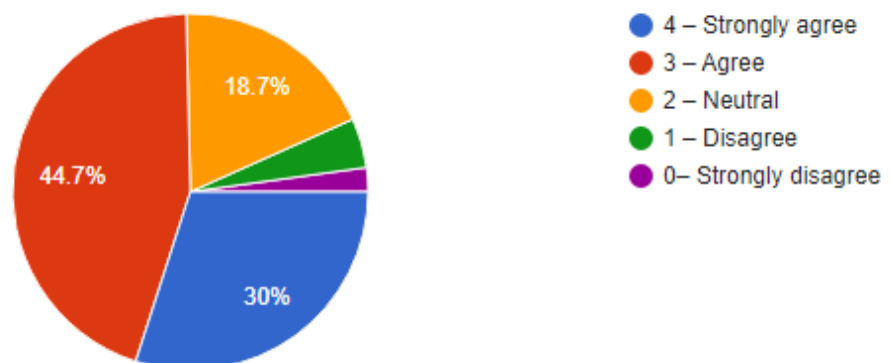
Q8. The teaching and mentoring process in your institution facilitates you in cognitive, social and emotional growth

824 responses



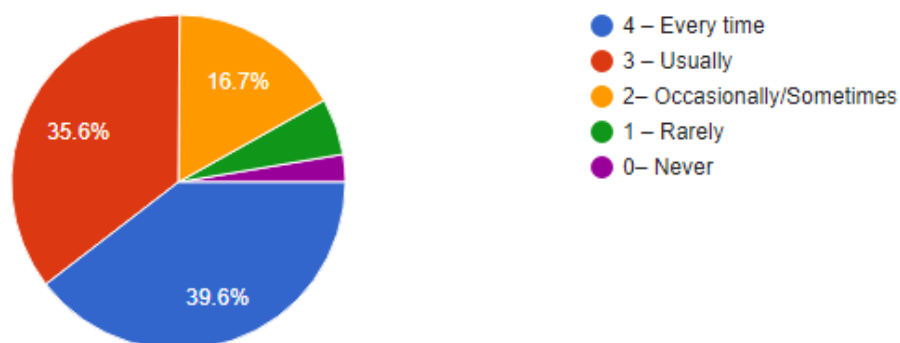
Q9. The institution provides multiple opportunities to learn and grow.

824 responses



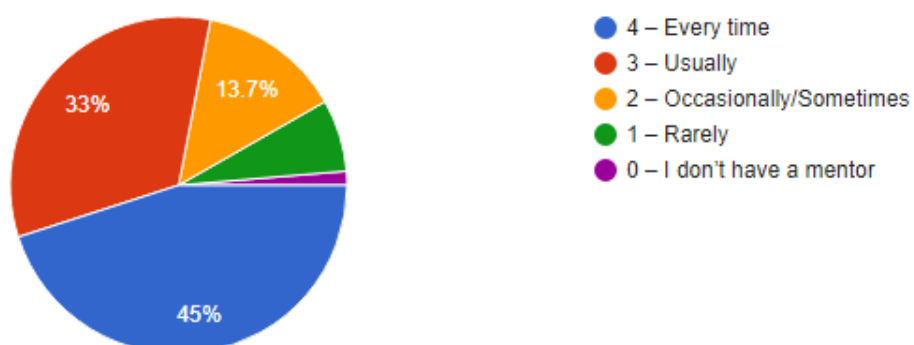
Q10. Teachers inform you about your expected competencies, course outcomes and programme outcomes

824 responses



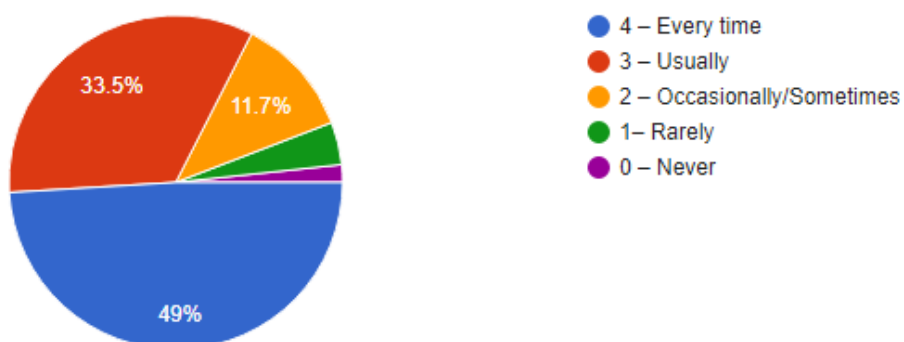
Q11. Your mentor does a necessary follow-up with an assigned task given to you

824 responses



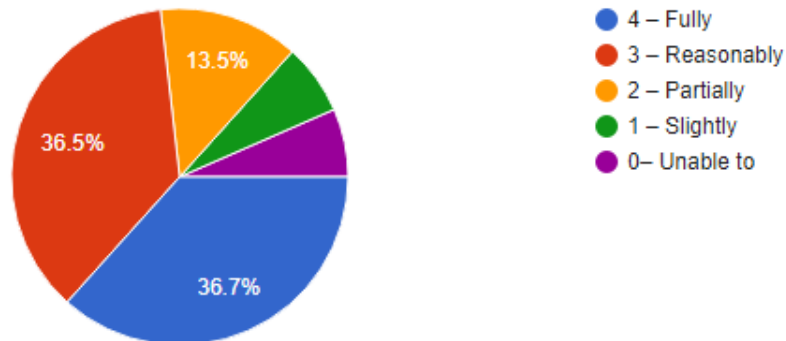
Q12. The teachers illustrate the concepts through examples and applications

824 responses



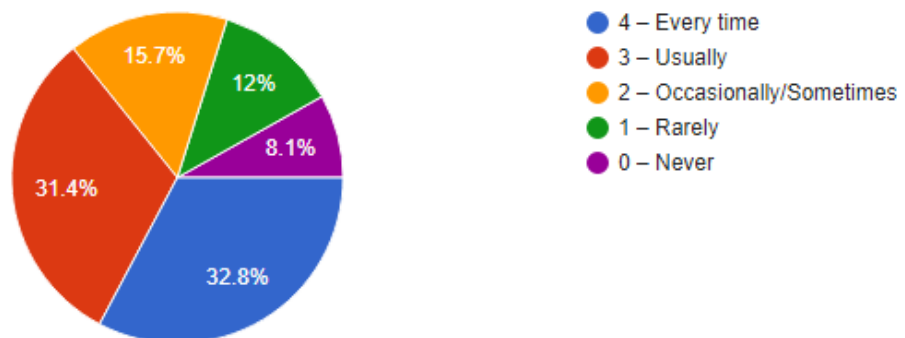
Q13. The teachers identify your strengths and encourage you with providing right level of challenges

824 responses



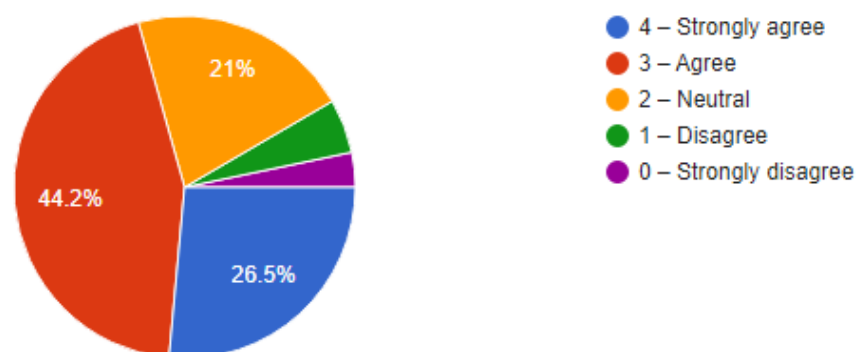
Q14. Teachers are able to identify your weaknesses and help you to overcome them

824 responses



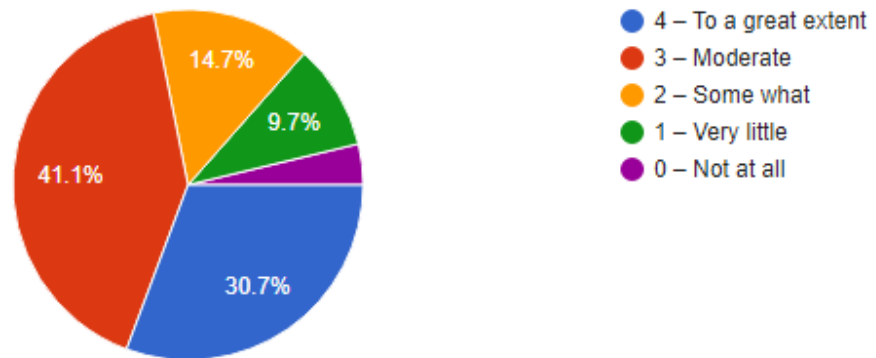
Q15. The institution makes effort to engage students in the monitoring, review and continuous quality improvement of the teaching learning process

824 responses



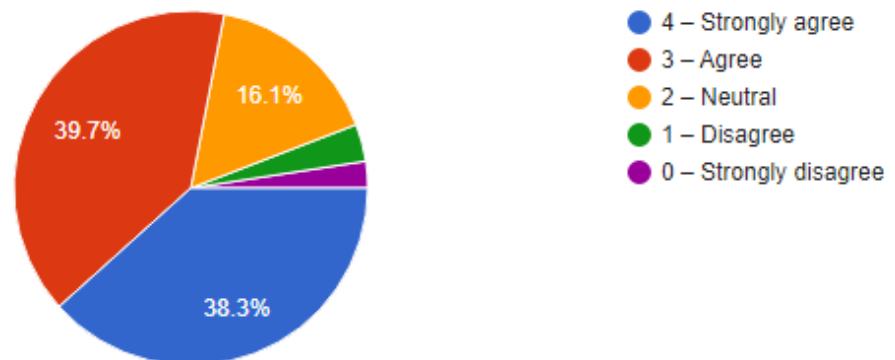
Q16. The institute/ teachers use student centric methods, such as experiential learning, participative learning and problem solving methodologies for enhancing learning experiences

824 responses



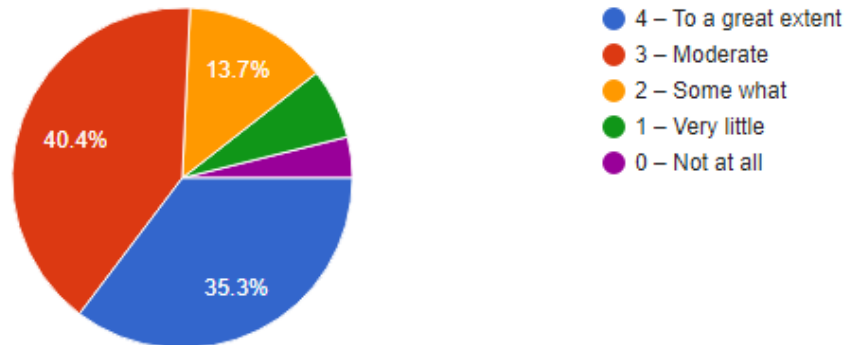
Q17. Teachers encourage you to participate in extracurricular activities

824 responses



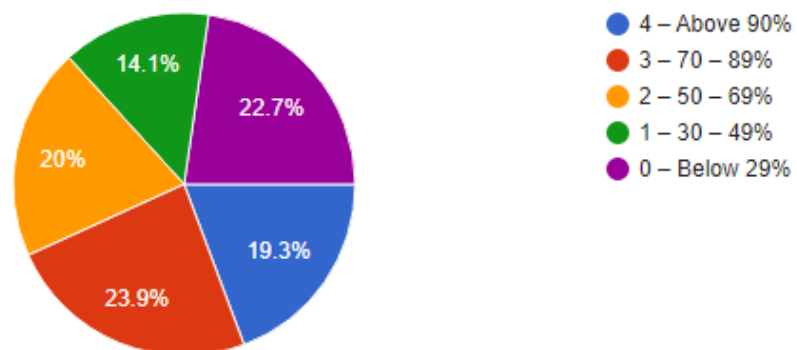
Q18. Efforts are made by the institute/ teachers to inculcate soft skills, life skills and employability skills to make you ready for the world of work

824 responses



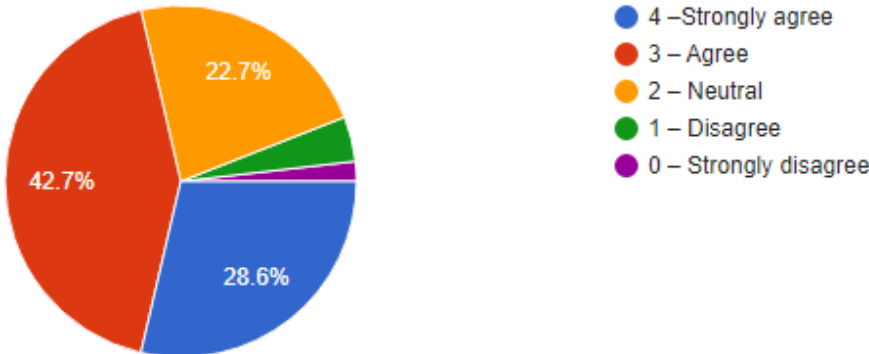
Q19. What percentage of teachers use ICT tools such as LCD projector, Multimedia, etc. while teaching

824 responses



Q20. The overall quality of teaching-learning process in your institute is very good

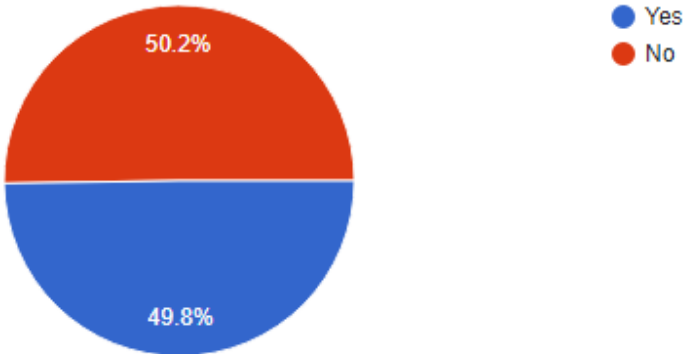
824 responses



Q21. Suggestions on Add On Courses


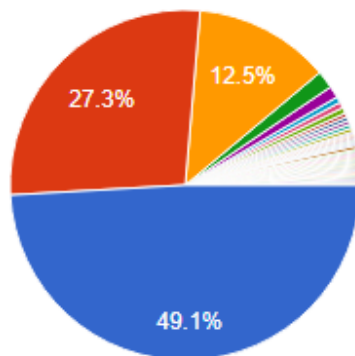
a. Are you interested in any Add-on / Skill Development or Value Added Courses?

824 responses



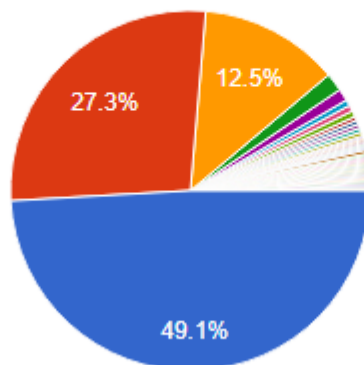
d. What should be ideal fees for the course?

550 responses



d. What should be ideal fees for the course?

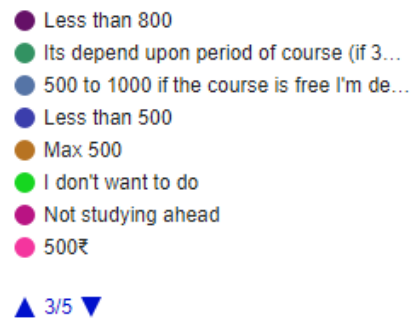
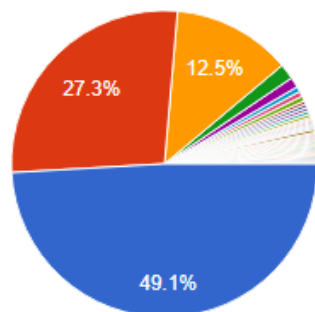
550 responses



d. What should be ideal fees for the course?

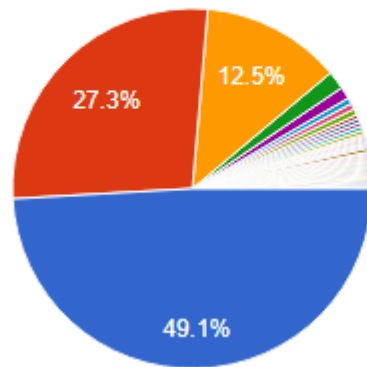
550 responses

Coç



d. What should be ideal fees for the course?

550 responses

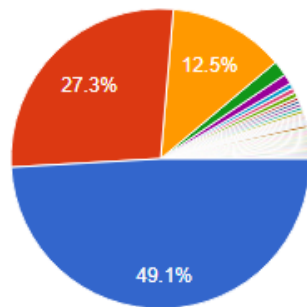


- No
 - 500/-
 - 300 to 500
 - Less then 1000
 - Upto 20000
 - 18000 above
 - 500-1000
 - 15000
- ▲ 4/5 ▼

d. What should be ideal fees for the course?

550 responses

[Copy](#)



- It's should be either free since its just the introduction of those courses or minim...
 - Less than 2000 but if it's more less tha...
 - Under 8000
 - 12k
 - 1500
 - It should be free of cost
 - Currently I don't have money so I don't...
- ▲ 5/5 ▼