

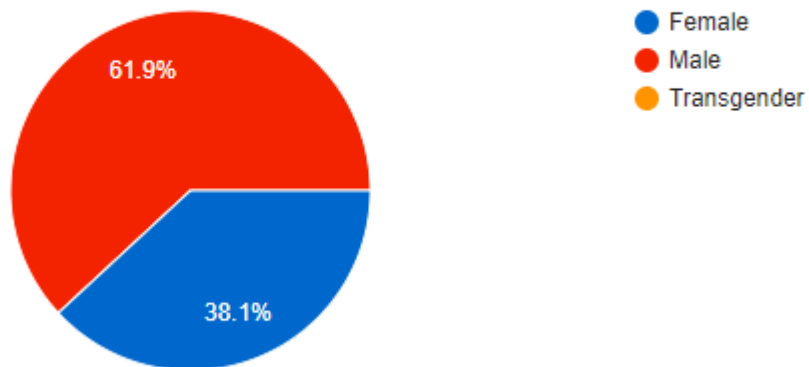


STUDENT SATISFACTION SURVEY ACADEMIC YEAR 2021-22

Total Number of Students that took part in the survey: 328

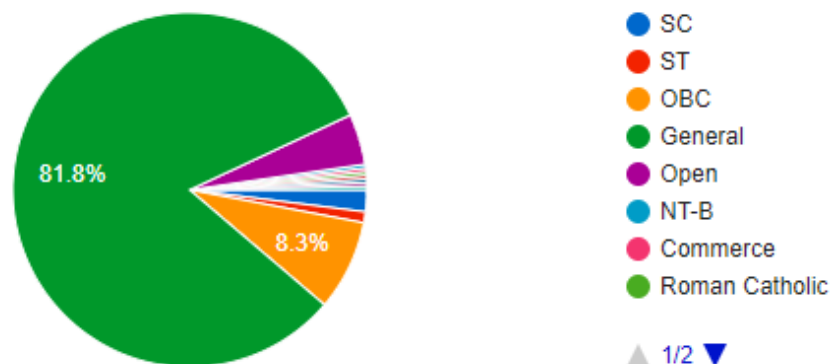
Gender

328 responses



Category

303 responses

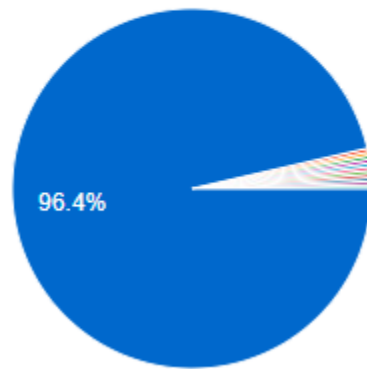


- OPEN
- NT
- NTB
- Open marathi

▲ 2/2 ▼

State of Domicile

306 responses



- Maharashtra
- Madhya pradesh
- U P
- Jharkhand
- West Bengal
- uttar pradesh
- Up
- Bihar

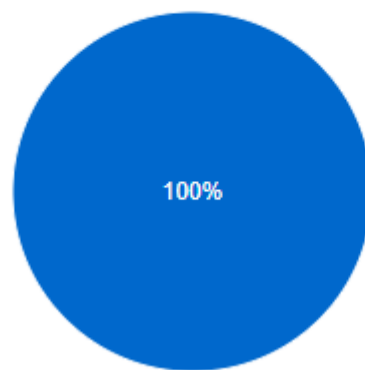
▲ 1/2 ▼

- Rajasthan
- Uttar pradesh
- Gujarat
- Punjab

▲ 2/2 ▼

Nationality

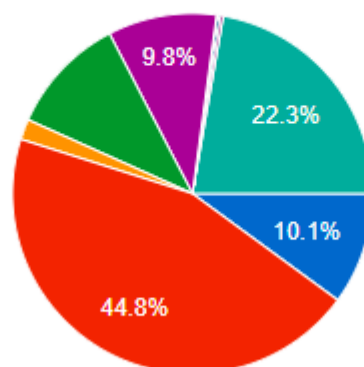
321 responses



● Indian

What degree program are you pursuing now?

328 responses



● B. A.
● B Com
● B.Sc
● B.Sc. I.T.
● B. Sc. C.S.
● B.M.S.
● B.A.F
● B.B.I.

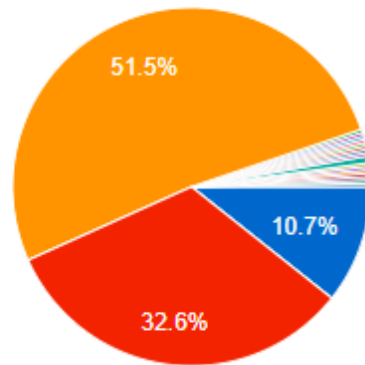
▲ 1/2 ▼

● B.M.M. / B.A.M.M.C.
● M. Com
● M. Sc.
● B.Sc. (Hospitality Studies)

▲ 2/2 ▼

Which class you are currently studying?

328 responses



- F. Y.
 - S. Y.
 - T. Y.
 - Nothing
 - Passed
 - M.com part 1
 - T. Y. Completed
 - T.Y. Done
- ▲ 1/3 ▼

- MA
- Mcom
- Completed BSC-cs
- Graduated
- Working
- I completed
- Pass out
- Passout


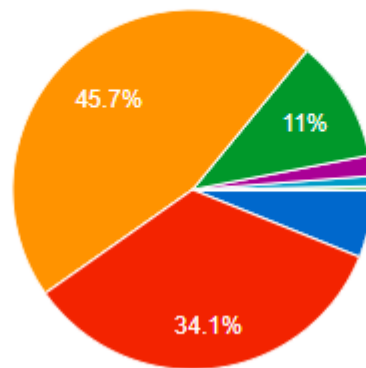
▲ 2/3 ▼

- Passed out
- pass out
- Completed my degree

▲ 3/3 ▼

Year of Joining the course (First Year)

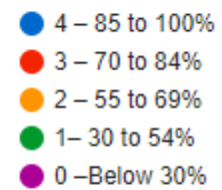
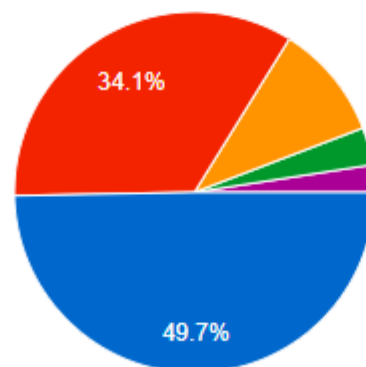
328 responses



▲ 2/2 ▼

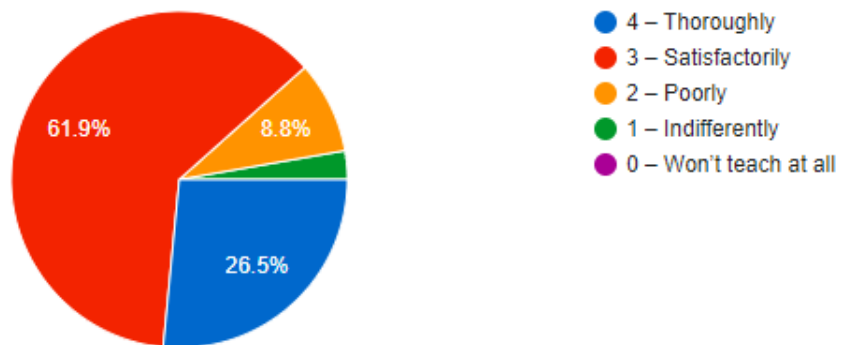
Q1. How much of the syllabus was covered in the class?

328 responses



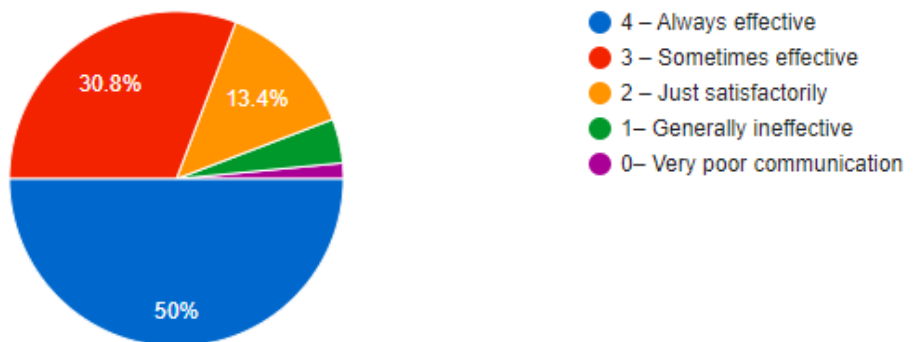
Q2. How well did the teachers prepare for the classes?

328 responses



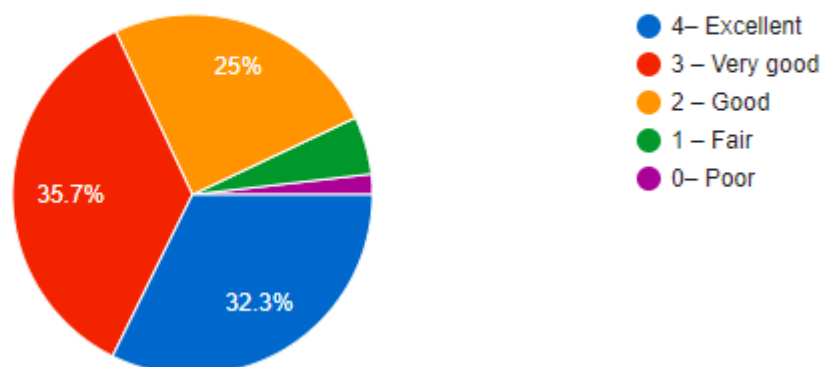
Q3. How well were the teachers able to communicate?

328 responses



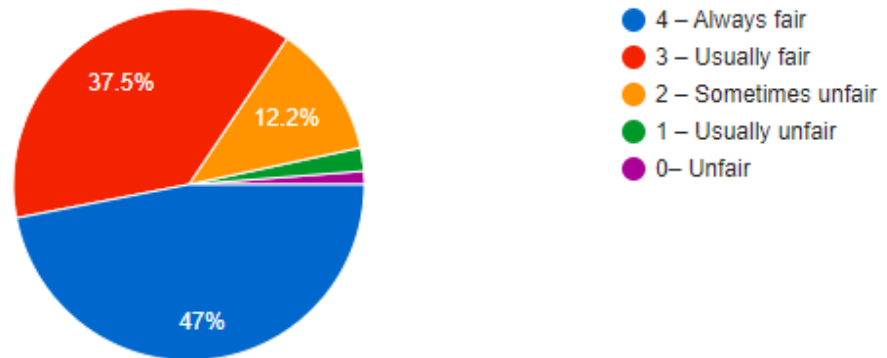
Q4. The teacher's approach to teaching can best be described as

328 responses



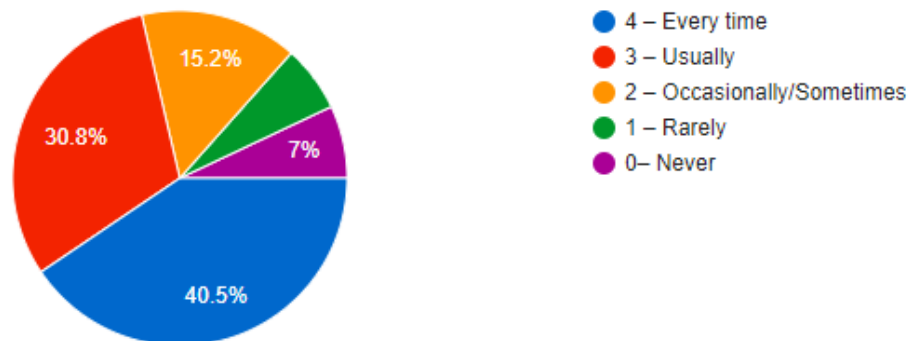
Q5. Fairness of the internal evaluation process by the teachers

328 responses



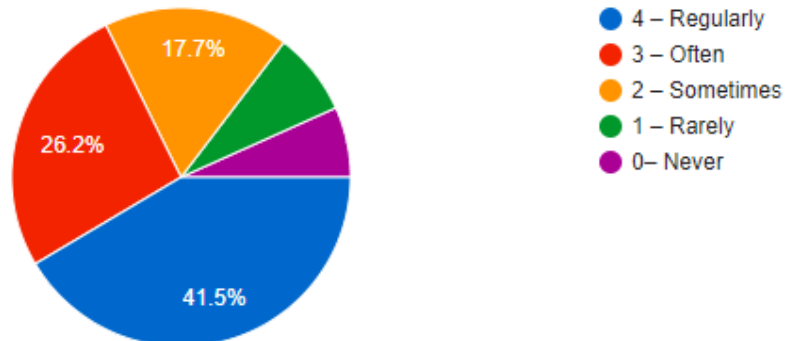
Q6. Was your performance in assignments discussed with you?

328 responses



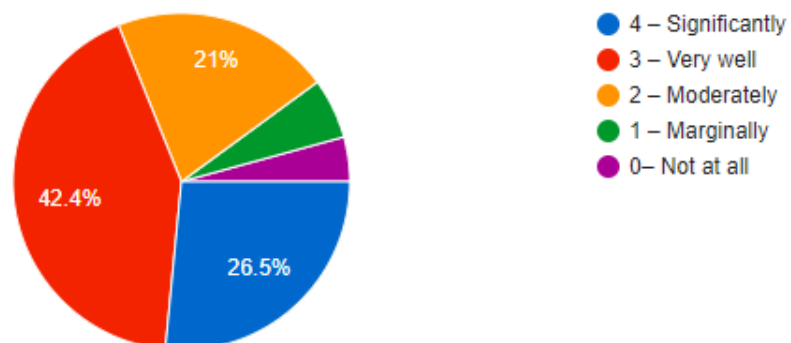
Q7. The institute takes active interest in promoting internship, student exchange, field visit opportunities for students

328 responses



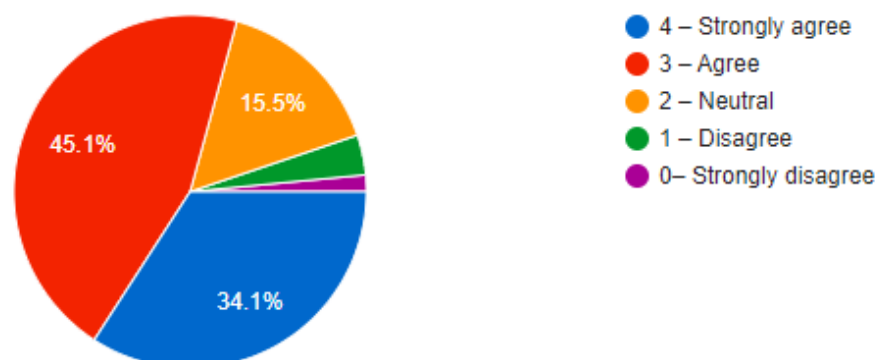
Q8. The teaching and mentoring process in your institution facilitates you in cognitive, social and emotional growth

328 responses



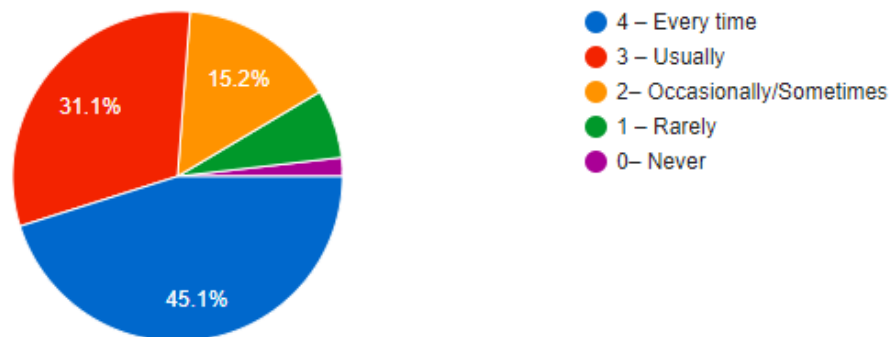
Q9. The institution provides multiple opportunities to learn and grow.

328 responses



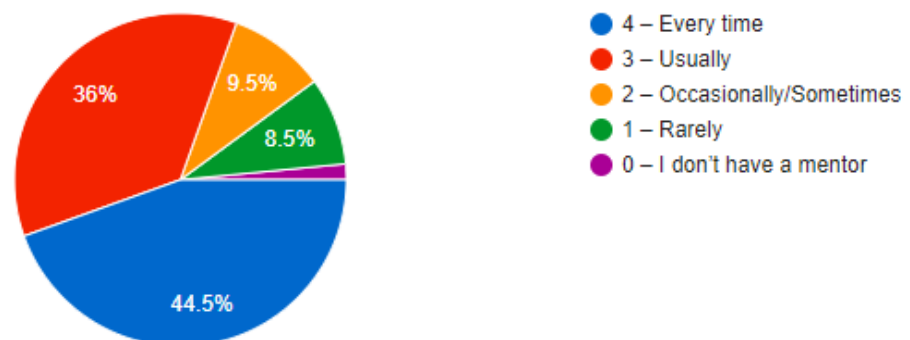
Q10. Teachers inform you about your expected competencies, course outcomes and programme outcomes

328 responses



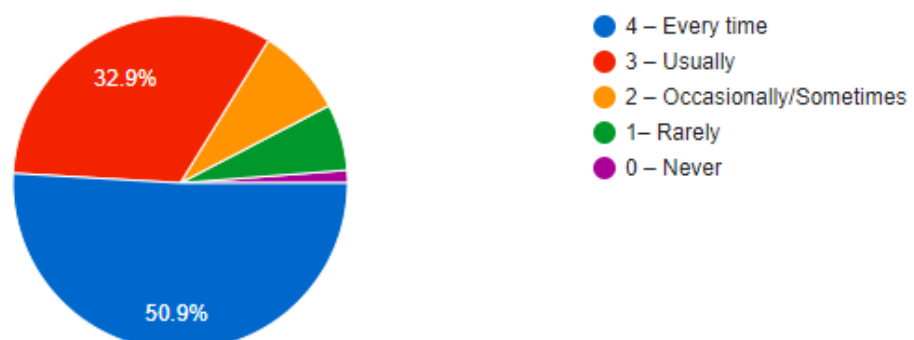
Q11. Your mentor does a necessary follow-up with an assigned task given to you

328 responses



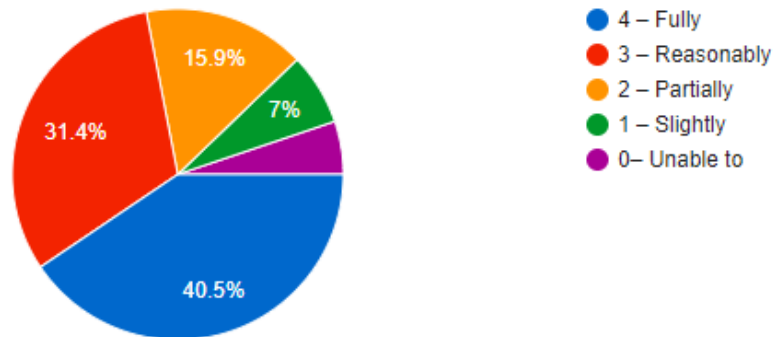
Q12. The teachers illustrate the concepts through examples and applications

328 responses



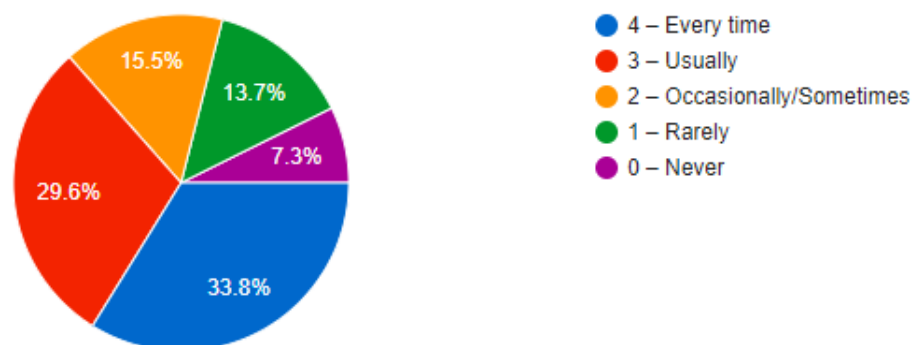
Q13. The teachers identify your strengths and encourage you with providing right level of challenges

328 responses



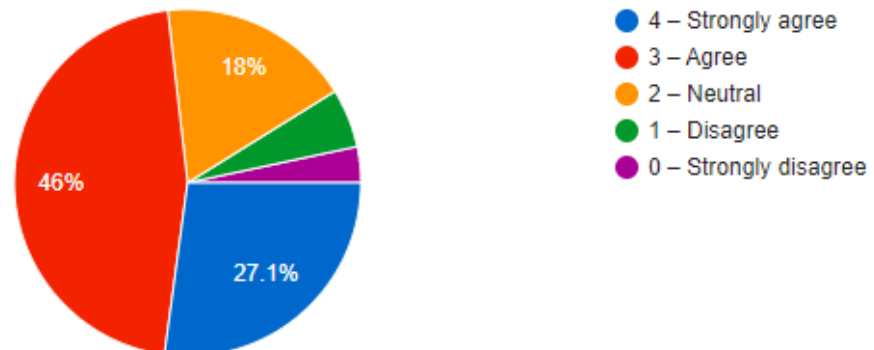
Q14. Teachers are able to identify your weaknesses and help you to overcome them

328 responses



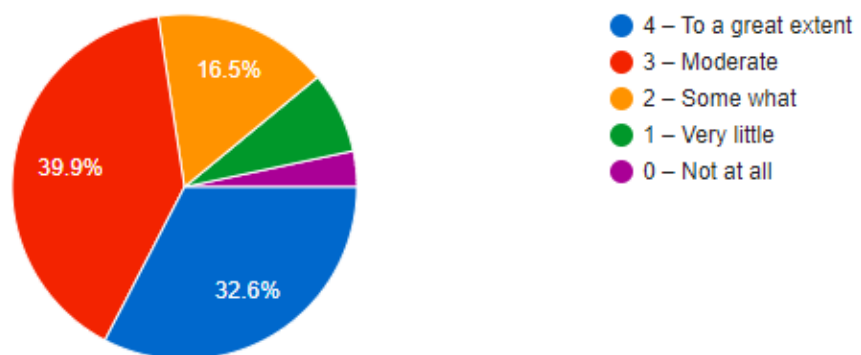
Q15. The institution makes effort to engage students in the monitoring, review and continuous quality improvement of the teaching learning process

328 responses



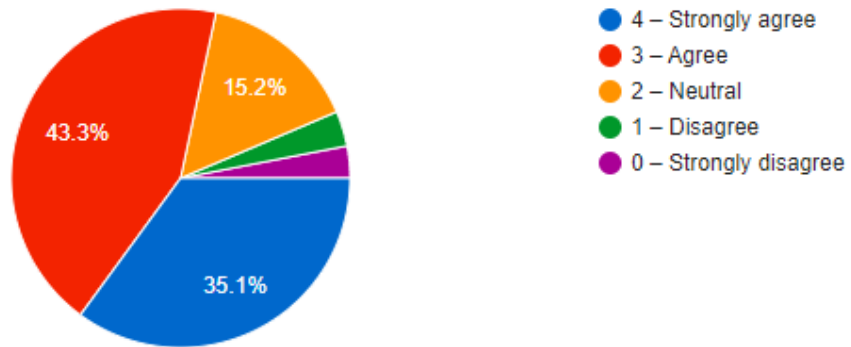
Q16. The institute/ teachers use student centric methods, such as experiential learning, participative learning and problem solving methodologies for enhancing learning experiences

328 responses



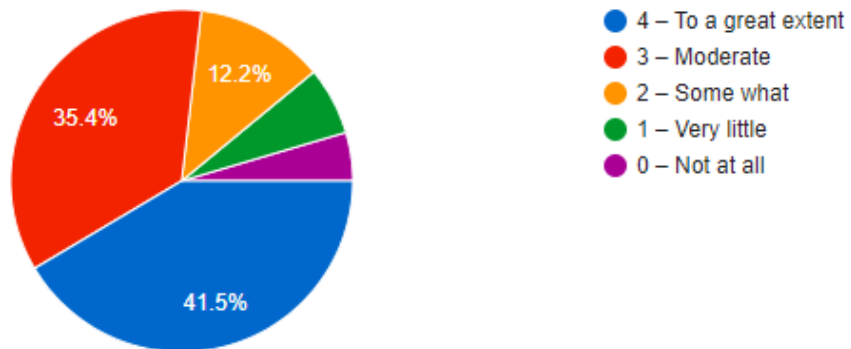
Q17. Teachers encourage you to participate in extracurricular activities

328 responses



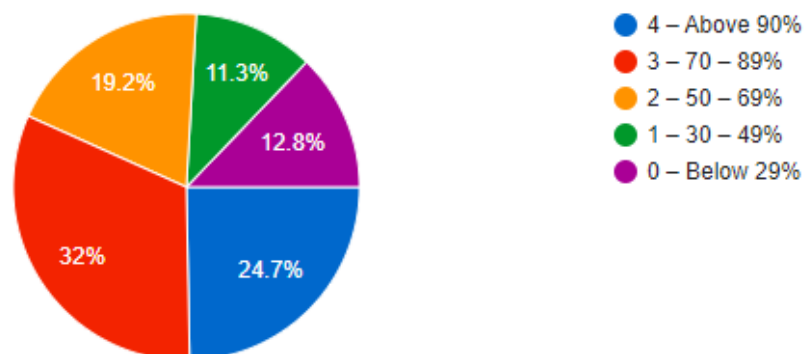
Q18. Efforts are made by the institute/ teachers to inculcate soft skills, life skills and employability skills to make you ready for the world of work

328 responses



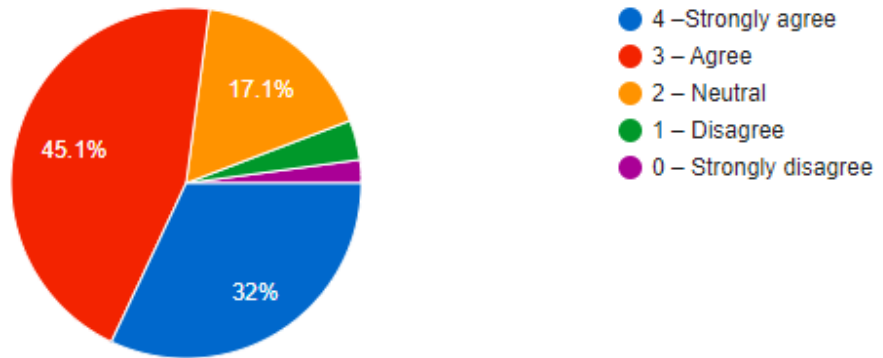
Q19. What percentage of teachers use ICT tools such as LCD projector, Multimedia, etc. while teaching

328 responses



Q20. The overall quality of teaching-learning process in your institute is very good

328 responses



a. Are you interested in any Add-on / Skill Development or Value Added Courses?

328 responses

