



Unaided.

RIZVI EDUCATION SOCIETY RIZVI COLLEGE OF ARTS SCIENCE & COMMERCE (UNAIDED) BALANCE SHEET AS ON 31 <sup>ST</sup> MARCH 2022					
As On 31ST MARCH 21 Rs.	LIABILITIES	As On 31ST MARCH 22 Rs.	As On 31ST MARCH 21 Rs.	ASSETS	As On 31ST MARCH 22 Rs.
109,771,014.24 23,739,311.87 133,510,326.11	<b>INCOME &amp; EXPENDITURE</b> Bal. as per last B.Sheet Add: Surplus during the year	133,510,326 18,629,181 152,139,507	749,908.00  -299,964.00 449,944.00	<b>FIXED ASSETS</b> <b>COMPUTER &amp; Printer</b> Opening Add: Addition During the Year Less: Depreciation	449,944 765,736 -233,125 482,555
64,800.00 16,971.00 81,771.00	<b>CURRENT LIABILITIES</b> Provision audit fees Outstanding Expenses Sundry Creditor's for expenses	45,000 7,210 52,210	1,022,890.00  -153,434.00 869,456.00	<b>Electrical Installation</b> Opening Add: Addition During the Year Less: Depreciation	869,456  -130,419 739,037
1,670,460.00 203,150.00 -2,400.00 1,871,210.00	<b>ADVANCE INCOME</b> <b>LIBRARY Deposit</b> Opening balance Add: Addition During the year Less: Refunded	1,871,210 211,550 -3,650 2,079,110	847,132.00  -84,714.00 762,418.00	<b>Furniture and Fixtures</b> Opening Add: Addition During the Year Less: Depreciation	762,418  -76,242 686,176
815,700.00 107,250.00 -1,200.00 921,750.00	<b>Caution Money Deposit</b> Opening balance Add: Addition During the year Less: Refunded	921,750 111,900 -2,100 1,031,550	31,172.00  -4,676.00 26,496.00	<b>Machinery</b> Opening Add: Addition During the Year Less: Depreciation	26,496  -3,975 22,521
2,099,150.00 302,650.00 -3,600.00 2,398,200.00	<b>Laboratory Deposit</b> Opening balance Add: Addition During the year Less: Refunded	2,398,200 353,450 -6,000 2,745,650	76,966.00  -11,545.00 65,421.00	<b>Projector</b> Opening Add: Addition During the Year Less: Depreciation	65,421  -9,814 55,607
26,984	<b>icici Bank</b>	-	-574.00 3,247.00	<b>Microphone</b> Opening Add: Addition During the Year Less: Depreciation	3,247  -488 2,759
			121,418.00  -18,213.00 103,205.00	<b>Office Equipment</b> Opening Add: Addition During the Year Less: Depreciation	103,205  -15,481 87,724
			1,194.00  -180.00 1,014.00	<b>Audio Visual Equipment</b> Opening Add: Addition During the Year Less: Depreciation	1,014  -153 861
			13,974.00  -8,385.00 5,589.00	<b>Printer</b> Opening Add: Addition During the Year Less: Depreciation	5,589 11,682 -6,858 10,413
			123,461,757 1,751,984 125,213,741.00	<b>INVESTMENTS</b> Fixed Deposits Accured Interest	122,177,740 5,478,395 127,656,135
			882,395  22,732 905,127.00	<b>CURRENT ASSETS</b> <b>LOANS &amp; ADVANCES</b> lds on Int Electricity Security Deposit	902,395  22,732 925,127
			1,909,829  8,482,050	<b>Sundry Debtors</b> <b>Branch &amp; Division</b> Rizvi education society	605,611  10,737,724
			3,953  8,751 12,704.00	<b>CASH &amp; BANK BALANCE</b> Cash in hand BANK Balance Union Bank of India	334 16,026,429 9,014 16,035,777
138,783,257.11		158,048,028	128,418,362.00		158,048,027

As Per Our Report of Even Date  
For DEEPAK BAGRA  
Chartered Accountant  
Date: 30 SEP 2022  
Mumbai

CA DEEPAK BAGRA  
M No.

PRINCIPAL  
I/c. PRINCIPAL  
Rizvi Education Society's  
RIZVI COLLEGE  
OF ARTS, SCI. & COM.  
Bandra (W), Mumbai- 400 050.

**RIZVI EDUCATION SOCIETY**  
**RIZVI COLLEGE OF ARTS SCIENCE & COMMERCE (UNAIDED)**  
**INCOME & EXPENDITURE FOR THE YEAR ENDED 31<sup>ST</sup> MARCH 2022**

As On 31ST MARCH 21 Rs.	EXPENDITURE	As On 31ST MARCH 22 Rs.	As On 31ST MARCH 21 Rs.	INCOME	As On 31ST MARCH 22 Rs.
80,000	Affiliation Fees	80,000			40,560,983
18,790,845	Salaries & Incentives	22,399,009	39,339,006.87	Tuition & Other Fees	263
-	Gymkhan Expenses	-	305.00	Int. on Saving Bank A/c	
-	Alumni fees	-		FD Interest :	6,849,790
	Examination remuneration		1,894,028.00	Accured Int on bank	754,587
551,997	Univercity Examination Fees	1,025,987	5,356,409.00	Int. on Invst with bank	7,604,377
230,939	Examination Fees	794,217	7,250,437.00		
4,947	Telephone Charges	1,359			
43,553	Printing & Stationery	84,862		OTHER INCOME	3,500
	Enrollment & eligibility Expenses			Misc. Receipt	
6,867	Conveyance expenses	13,474	72,006.00		
27,560	Computer Expense	-83,230			
118	Bank Charges	32,777			
	Inter Collegiate Expenses				
53,764	Office & Admin expenses	102,594			
1,047,078	Remmunaration	1,389,870			
581,685	Depreclation	476,555			
458,568	Repairs & Maintenance	2,239,625			
845,549	Electricity Charges	577,490			
35,400	Audit Fees	50,000			
10,785	Library books	22,876			
149,715	Advertisement	22,774			
	Travelling Expenses	292,865			
	Bmc Property tax	16,838			
1,873	Misc Expenses	-			
1,200	Eligibility Form expenses.				
	Departmental Expense	29,539,942			
22,922,443.00					
	EXCESS OF INCOME OVER EXPS.	18,629,181			
23,739,311.87	TRANSFER RED TO BALANCE SHEET				48,169,123
46,661,754.87		48,169,123	46,661,754.87		

As Per Our Report of Even Date

For DEEPAK BAGRA  
Chartered Accountant

*Deepak*  
CA DEEPAK BAGRA  
M No.

Date  
Mumbai



30 SEP 2022

Date :

PRINCIPAL

I/c. PRINCIPAL  
Rizvi Education Society's  
RIZVI COLLEGE  
OF ARTS, SCI. & COM  
Mumbai  
Bandra (W), Mumbai - 400 050.



**RIZVI COLLEGE OF ARTS SCIENCE & COMMERCE [ UNAIDED ]**  
Fixed Assets Schedule for the year ended 31st March 2022

Assessment Year 2021-22

Previous Year Ended 31.03.2022

ASSETS	Balance as on 01.04.2021 Rs.	Additions Upto 30th Sept. 2021 Rs.	Additions From 1st Oct.2021 Rs.	Deletion During the Yr Rs.	Total as on 31.03.2022 Rs.	Depreciation during the year Rs.	Net Assets as on 31.03.2022 Rs.
Computer Systems	449,944.00	-	265,736.00	-	715,680.00	233,125.00	482,555.00
Electrical Installaton	869,456.00	-	-	-	869,456.00	130,419.00	739,037.00
Furniture & Fixtures	762,418.00	-	-	-	762,418.00	76,242.00	686,176.00
Machinery	26,496.00	-	-	-	26,496.00	3,975.00	22,521.00
Projector	65,421.00	-	-	-	65,421.00	9,814.00	55,607.00
Microphone	3,247.00	-	-	-	3,247.00	488.00	2,759.00
Office Equipment	103,205.00	-	-	-	103,205.00	15,481.00	87,724.00
Audio Visual Equipment	1,014.00	-	-	-	1,014.00	153.00	861.00
Printer	5,589.00	-	11,682.00	-	17,271.00	6,858.00	10,413.00
	<b>2,286,790.00</b>	-	<b>277,418.00</b>	-	<b>2,564,208.00</b>	<b>476,555.00</b>	<b>2,087,653.00</b>



*N.M.*  
I/c. PRINCIPAL  
Rizvi Education Society's  
RIZVI COLLEGE  
OF ARTS, SCI. & COM.  
Bandra (W), Mumbai- 400 050.

**80 SEP 2022**



Aided.

RIZVI EDUCATION SOCIETY  
RIZVI COLLEGE OF ARTS SCIENCE & COMMERCE (DEGREE)  
BALANCE SHEET AS ON 31<sup>ST</sup> MARCH 2022

As On 31ST MARCH 21 Rs.	LIABILITIES	As On 31ST MARCH 22 Rs.	As On 31ST MARCH 21 Rs.	ASSETS	As On 31ST MARCH 22 Rs.
	<b>INCOME &amp; EXPENDITURE</b>			<b>FIXED ASSETS</b>	
20,817,063.08	Bal. as per last B.Sheet	25,796,856	33,356.92	<u>Audio/visual</u>	268,852
4,979,793.33	Add: Surplus during the year	8,499,070	259,999.00	Opening	49,309
25,796,856.41		34,295,926	-24,503.46	Add: Addition During the Year	-47,571
			268,852.46	Less : Depreciation	270,590
	<b>CURRENT LIABILITIES</b>			<u>Computer Systems</u>	
34,270	Library book bank deposit	39,940	300,111.82	Opening	364,466
79,388	Scholarship	79,804	262,876.00	Add: Addition During the Year	502,396
64,800	Sundry Creditors	109,614	-198,521.48	Less : Depreciation	244,058
1,100	Audit fees	90,540	364,466.34		622,804
5,946,345	TDS PAYMENT	1,352			
1,416,000	DCPS	5,061,315		<u>Library Barcode Machine</u>	
12,616,316	Building Rent	708,000		Opening	12,727
20,158,218.85	Outstanding Salary	14,330,337	14,972.38	Add: Addition During the Year	-
		20,420,902	-2,245.86	Less : Depreciation	-1,909
194,266.05	<b>EDUCATION &amp; CULTURAL FUND</b>	194,266	12,726.52		10,818
-	Balance as per last balance sheet	-		<u>Library computers</u>	
194,266.05	Less : Written off	-	129,695.56	Opening	77,818
			-	Add: Addition During the Year	-
884,936.00	<b>CAUTION MONEY DEPOSIT</b>	993,686	-51,878.00	Less : Depreciation	-15,564
112,950.00	Balance as per last balance sheet	119,400	77,817.56		62,254
-4,200.00	Add: Addition	-104,201		<u>Furniture and Fixture</u>	
993,686.00	Less : Written Off	1,008,885	645,677.61	Opening	622,363
			43,424.00	Add: Addition During the Year	23,528
270,535.00	<b>LABORATORY DEPOSIT</b>	307,735	-66,739.00	Less : Depreciation	-63,413
39,600.00	Balance as per last balance sheet	47,250	622,362.61		582,478
-2,400.00	Add: Addition	-34,300		<u>Fire Extinguisher</u>	
307,735.00	Less : Written Off	320,685	14,913.43	Opening	12,676
			-	Add: Addition During the Year	-
1,536,015.00	<b>LIBRARY DEPOSIT</b>	1,718,965	-2,237.01	Less : Depreciation	-1,901
189,950.00	Balance as per last balance sheet	198,750	12,676.42		10,775
-7,000.00	Add: Addition	-163,065		<u>Office Equipment</u>	
1,718,965.00	Less : Written Off	1,754,650	67,763.12	Opening	57,599
			-	Add: Addition During the Year	-
			-10,164.47	Less : Depreciation	-8,640
			57,598.65		48,959
	<u>Inter college</u>			<u>Sports Equipment</u>	
2,998,401	Rizvi Education Society	4,194,559	859.48	Opening	731
			-	Add: Addition During the Year	-
			-128.92	Less : Depreciation	-110
			730.56		621
				<u>Telephone System</u>	
			4,430.15	Opening	3,766
			-	Add: Addition During the Year	-
			-664.52	Less : Depreciation	-282
			3,765.63		3,484
				<u>water cooler &amp; Purifier</u>	
			2,108.81	Opening	1,792
			-	Add: Addition During the Year	-
			-316.32	Less : Depreciation	-137
			1,792.49		1,656
				<u>Laboratory Equipment</u>	
			50,962.01	Opening	43,318
			-7,644.30	Add: Addition During the Year	-
			43,317.71	Less : Depreciation	-6,498
					36,820
				<u>Physics</u>	
			39,393.75	Opening	33,485
			-5,909.07	Add: Addition During the Year	-
			33,484.68	Less : Depreciation	-5,023
					28,462
				<u>Chemistry</u>	
			9,932.65	Opening	8,443
			-1,489.90	Add: Addition During the Year	-
			8,442.75	Less : Depreciation	-1,266
					7,177



	127,215.44	Botany Opening	101,883
	-18,332.32	Add: Addition During the Year	-15,587
	103,883.12	Less : Depreciation	88,301
	35,031.36	Zoology Opening	29,777
	-5,254.70	Add: Addition During the Year	7,906
	29,776.66	Less : Depreciation	-5,059
	1,190.00	Books Opening	1,101
	-89.25	Add: Addition During the Year	11,740
	1,100.75	Less : Depreciation	-12,840
	247,868.69	CC tv camera Opening	210,688
	-37,180.35	Add: Addition During the Year	40,356
	210,688.05	Less : Depreciation	-34,630
	109,550.00	Projector Opening	81,613
	-27,937.50	Add: Addition During the Year	19,706
	81,612.50	Less : Depreciation	61,907
	-	Fixed Deposit	XXX
	4,697	<b>CURRENT ASSETS</b> Cap Account	4,697
	39,640	Electrical Security Deposit	39,640
	261,775	Fees Receivable	369,735
	306,112.00		414,072
	1,017,443	<b>LOANS &amp; ADVANCES</b>	
	226,302	Grant Receivable	
	10,745	Building Rent	10,745
	5,431,349	Receivable From DSWO (Govt) DCPS	6,852,457
	5,668,396.00	Salary	6,863,202
	15,266	<b>CASH &amp; BANK BALANCE</b> Cash in hand	11,259
	43,225,815	Bank Balance	52,815,199
	43,241,081.48		52,826,458
52,168,128.30	62,189,874	52,168,128.30	62,189,874

As Per Our Report of Even Date

For DEEPAK BAGRA  
Chartered Accountant

M No.

CA DEEPAK BAGRA

Date  
Mumbai



Date :

Mumbai

*[Signature]*  
I/c. PRINCIPAL  
Rizvi Education Society's  
RIZVI COLLEGE  
OF ARTS, SCI. & COM  
Bandra (W), Mumbai - 400 050.



RIZVI EDUCATION SOCIETY  
RIZVI COLLEGE OF ARTS, SCIENCE & COMMERCE (DEGREE)  
INCOME & EXPENDITURE FOR THE YEAR ENDED 31<sup>ST</sup> MARCH 2023

As On 31ST MARCH 21 Rs.	EXPENDITURE	As On 31ST MARCH 22 Rs.	As On 31ST MARCH 23 Rs.	INCOME	As On 31ST MARCH 23 Rs.
8,000	Affiliation Expenses		8,000		
93,000,948	Salaries & Incentives				
	Employers Contribution to PF	115,987,629	8,345,625	Tuition & Other Fees	11,529,065
2,832,000	Building Rent		93	Int. on Saving Bank A/c	54
27,078	Laboratory Expenses	708,600		FD Interest :	
	Professional Fees	18,111		Int. on Invest with HDFC LTD	XXX
151,552	Library Expenses	14,600			
2,232	Telephone Charges	30,288			
216,960	Annual Maintenance charges	2,268			
56,369	Printing & Stationery	310,358			
777	Postage & Courier	429,694			
15,552	Conveyance expenses	2,477		OTHER INCOME	
1,691,089	University Exam Fees	30,081	1,835,432	Misc. Receipt	1,115,607
4,889	Bank Charges	448,170			
-2,220	Gymkhana Expenses	31,373		Grant Recd	115,554,556
	Water Charges	39,662	94,377,087		
	Convocation Expenses	40,299			
461,237	Depreciation				
10,760	Department Activities	484,540			
95,000	Gymkhana Remuneration	130,000			
200,448	Examination Expenses				
485,694	Repairs & Maintenance	198,564			
	Extra Curricular Activity	14,790			
1,200	Cash Allowance	1,200			
122,710	Electricity Charges	224,580			
35,400	Audit Fees	50,000			
	Environment Expenses				
-64	NCC Grant and Expenses	23,418			
25,000	NSS Grant and Expenses	43,262			
	Advertisement				
	Education Tour				
6,675	Computer Expenses				
	CAS Expert Allowance	30,000			
11,900	Binding charges				
117,262	Sundry Expenses	398,838			
	Tada Expense				
99,578,447.57		119,700,252			
	EXCESS OF INCOME OVER EXPS. TRANSFER RED TO BALANCE SHEET	8,499,070		EXCESS OF EXPS. OVER INCOME TRANSFER RED TO BALANCE SHEET	
99,578,447.57		128,199,322	99,578,447.57		128,199,322


As Per Our Report of Even Date

For DEEPAK BAGRA  
Chartered Accountant


*Deepak*  
CA DEEPAK BAGRA


M. No. \_\_\_\_\_

Date \_\_\_\_\_  
Mumbai



Date: \_\_\_\_\_

  
**I/c. PRINCIPAL**  
**Rizvi Education Society's**  
**RIZVI COLLEGE**  
**OF ARTS, SCI. & COM.**  
**Bandra (W), Mumbai - 400 050.**



**RIZVI EDUCATION SOCIETY**  
**RIZVI COLLEGE OF HOTEL TOURISM MANAGEMENT STUDIES (BHTMS - UNAIDED)**  
**BALANCE SHEET AS ON 31<sup>ST</sup> MARCH 2022**

As On 31ST MARCH 21 Rs.	LIABILITIES	As On 31ST MARCH 22 Rs.	As On 31ST MARCH 21 Rs.	ASSETS	As On 31ST MARCH 22 Rs.
	<b>INCOME &amp; EXPENDITURE</b>		85,083.00	<b>FIXED ASSETS</b>	
176,607,936.83	Bal. as per last B.Sheet	219,781,793	-	<b>COMPUTER &amp; Printer</b>	51,050
43,173,856.50	Add: Surplus during the year	62,028,769	-34,033.20	Opening	
<b>219,781,793.33</b>		<b>281,810,562</b>	<b>51,049.80</b>	Add: Addition During the Year	-30,630
				Less.: Depreciation	<b>20,420</b>
	<b>CURRENT LIABILITIES</b>			<b>Audio Visual Equipment</b>	
64,800.00	Professional fees	77,400	281,073.10	Opening	238,912
				Add: Addition During the Year	15,450
112,351.00	TDS Payable	7,382	-42,160.97	Less.: Depreciation	-36,996
177,151.00	Sundry Creditor's for expenses		<b>238,912.13</b>		<b>217,366</b>
		<b>84,782</b>		<b>FURNITURE</b>	
	<b>Deposits</b>		975,430.00	Opening	877,887
	<b>Caution money deposit</b>		-97,543.00	Add: Addition During the Year	46,551
731,750.00	Opening Balance	806,000	<b>877,887.00</b>	Less.: Depreciation	-90,117
79,250.00	Add: Addition	64,750			<b>834,321</b>
<b>811,000.00</b>		<b>870,750</b>		<b>House Keeping Equipment</b>	
5,000.00	Less:Refund /Written back	3,250	97,992.46	Opening	83,294
		<b>867,500</b>	-14,698.87	Add: Addition During the Year	130,979
<b>806,000.00</b>			<b>83,293.59</b>	Less.: Depreciation	-30,384
	<b>Laboratory deposit</b>				<b>183,889</b>
1,756,200.00	Opening Balance	1,934,400	7,408,016.00	<b>Motor Car</b>	
190,200.00	Add: Addition	155,400		Opening	6,296,814
<b>1,946,400.00</b>		<b>2,089,800</b>		Less.: Depreciation	-944,522
12,000.00	Less:Refund /Written back	7,800	-1,111,202.40		<b>5,352,292</b>
<b>1,934,400.00</b>		<b>2,082,000</b>	<b>6,296,813.60</b>	<b>Kitchen Equipment</b>	
	<b>Library deposit</b>		2,691,531.27	Opening	2,734,181
810,300.00	Opening Balance	899,400	<b>482,572.00</b>	Add: Addition During the Year	234,333
95,100.00	Add: Addition	77,700	-439,922.59	Less.: Depreciation	-427,702
<b>905,400.00</b>		<b>977,100</b>	<b>2,734,180.68</b>		<b>2,540,812</b>
6,000.00	Less:Refund /Written back	3,900		<b>Office Equipment</b>	
<b>899,400.00</b>		<b>973,200</b>	220,978.00	Opening	187,831
			-33,146.70	Less.: Depreciation	-28,175
			<b>187,831.30</b>		<b>159,656</b>
	<b>BRANCH &amp; DIVISIONS</b>			<b>Sports Equipment</b>	
628,025.00	Rizvi Academy Of Hmco	648,155	17,230.75	Opening	14,646
1,600,000.00	Rizvi Springfiled High School CBSE	1,600,000	-2,584.61	Less.: Depreciation	-2,197
50,000.00	Rizvi Springfiled High School	50,000	14,646.14		<b>12,449</b>
14,972,719.00	Rizvi College Of BHTMS Facilities	17,738,433		<b>Food &amp; Beverage</b>	
40,000.00	Rizvi Interior Design	40,000	395,768.94	Opening	336,404
15,000.00	Rizvi Academy Of Management	15,000	-59,365.34	Less.: Depreciation	-50,460
1,918,000.00	Rizvi College of Education	1,918,000			<b>285,944</b>
<b>19,223,744.00</b>		<b>22,009,588</b>	<b>336,403.60</b>	<b>CURRENT ASSETS</b>	
	<b>Bank Balance</b>		62,342,161.25	Rizvi Education Society	102,991,896
<b>848,609</b>	Abhyudaya Bank		6,837,360.00	Rizvi College of Engg	6,837,360
			795,904.00	Rizvi College of MMS	795,904
				TDS on FDR	
			900,000.00	Rizvi College of HMCT	900,000
			<b>70,875,425.25</b>		<b>111,525,160</b>
				<b>INVESTMENTS</b>	
			137,078,100.00	Fixed Deposits	145,040,915
			7,066,911.00	Accured interest On Fixed Deposit	9,839,179
			<b>144,145,011.00</b>		<b>154,880,094</b>
				<b>CURRENT ASSETS</b>	
			8,963,480	<b>LOANS &amp; ADVANCES</b>	
				Fees Receivable	17,040,290
				<b>CASH &amp; BANK BALANCE</b>	
			794	Cash in hand	202,549
			2,815,194	ICICI Bank	2,815,194
			6,050,176	Abhyudaya bank	11,757,197
			<b>8,866,163.24</b>		<b>14,774,940</b>
<b>243,671,097.33</b>		<b>307,827,632</b>	<b>243,671,097.33</b>		<b>307,827,632</b>

As Per Our Report of Even Date

For DEEPAK BAGRA  
Chartered Accountants

CA DEEPAK BAGRA  
M.No.

Date: **30 SEP 2022**  
Mumbai



*[Signature]*  
PRINCIPAL



Date: **30 SEP 2022**  
Mumbai

**RIZVI EDUCATION SOCIETY**  
**RIZVI COLLEGE OF HOTEL TOURISM MANAGEMENT STUDIES (BHTMS - UNAIDED)**  
**INCOME & EXPENDITURE FOR THE YEAR ENDED 31<sup>ST</sup> MARCH 2022**

As On 31ST MARCH 21 Rs.	EXPENDITURE	As On 31ST MARCH 22 Rs.	As On 31ST MARCH 21 Rs.	INCOME	As On 31ST MARCH 22 Rs.
604,500	Affiliation Expenses	14,500			
34,191,203	Salaries & Incentives	42,561,861	79,930,323	Tuition & Other Fees	108,669,693
32,450	Staff welfare Expenses	148,967		Int. on Saving Bank A/c	
77,669	Student Activity Fund	501,206			
70,058	I Card Expenses	78,072		FD Interest :	
				Accured int	6,429,241
36,000	Professional Fees	36,000	5,815,332	Int. on Invst with bank	7,559,109
110,812	Housekeeping Expenses	399,876	9,418,867		13,988,350
30,653	Telephone Charges	37,830			
1,283,468	Printing & Stationery	1,431,148		OTHER INCOME	
3,250	Medical Expenses	13,931		Misc. Receipt	378,491
21,481	Conveyance expenses	48,324			
	F & B Expense	43,747			
402	Bank Charges	229	46.00		
480	Bakery Expenses	19,855			
3,242	Postage & Courier	3,416			
3,805	Books & Magzine	19,611			
15,663	Exam Expenses	403,186			
150	Office & Admin expenses	71,908			
40,876	Group Insurance	36,796			
38,931	Kichen Expenses	211,118			
379,170	Remmunration	354,950			
1,834,658	Depreciation	1,641,183			
415,363	Repairs & Maintenance	3,713,405			
360,170	Electricity Charges	750,740			
35,400	Audit Fees	50,000			
7,080	Membership & Subscription Charges	7,080			
10,000	Advertisement	10,000			
28,365	Misc Expenses	99,685			
	Motor Vehicle Expenses	3,510			
420,761	Training Food Expenses	408,943			
896,663	University Exam Fees Share Expenses	914,344			
5,222,610	Uniform Expenses	6,972,344			
	University Enrollment Expenses				
46,175,333.06		61,007,765			
43,173,856.50	EXCESS OF INCOME OVER EXPS. TRANSFER RED TO BALANCE SHEET	62,028,769			
89,349,189.56		123,036,534	89,349,189.56		123,036,534

As Per Our Report of Even Date

For DEEPAK BAGRA  
Chartered Accountants

CA DEEPAK BAGRA  
M No.

Date : **30 SEP 2022**  
Mumbai



PRINCIPAL



Date : **30 SEP 2022**  
Mumbai



**RIZVI COLLEGE OF HOTEL & TOURISM MANAGEMENT & STUDIES [ UNAUDITED ]**  
Fixed Assets Schedule for the year ended 31st March 2022

Assessment Year 2022 - 2023

Previous Year Ended 31.03.2022

ASSETS	Balance as on 01.04.2021 Rs.	Additions Upto 30th Sept. 2021 Rs.	Additions From 1st Oct.2021 Rs.	Deletion During the Yr Rs.	Total as on 31.03.2022 Rs.	Depreciation during the year Rs.	Net Assets as on 31.03.2022 Rs.
Computer Systems	51,050	-	-	-	51,050	30,630	20,420
Audio - Visual Equipments	238,912	-	15,450	-	254,362	36,996	217,366
Furniture & Fixtures	877,887	-	46,551	-	924,438	90,117	834,321
House Keeping Equipments	83,294	-	130,979	-	214,273	30,384	183,889
Motor Car	6,296,814	-	-	-	6,296,814	944,522	5,352,292
Kitchen Equipments	2,734,181	-	234,333	-	2,968,514	427,702	2,540,812
Office Equipments	187,831	-	-	-	187,831	28,175	159,656
Sports Equipments	14,646	-	-	-	14,646	2,197	12,449
Food & Beverage	336,404	-	-	-	336,404	50,460	285,944
	<b>10,821,018</b>	<b>-</b>	<b>427,313</b>	<b>-</b>	<b>11,248,331</b>	<b>1,641,183</b>	<b>9,607,148</b>

